

# **HOPE INHUMANITY**

## **2ND EDITION**

**CREATED BY DEREK GOUR**  
**EDITED BY PATRICK RIEGERT**

# HOPE INHUMANITY (2ND EDITION)

**A CARD GAME ABOUT HOPE, HUMANITY, HARM, AND HUNGER IN THE  
BEGINNING AFTER THE END**

## **Game Designer**

Derek Gour

## **Editor**

Patrick Riegert

## **Artists**

Carlos Cara Alvarez, John W. Sheldon

## **Visual and Layout Designer**

Derek Gour

## **Game Content**

Derek Gour, Patrick Riegert

## **Fonts**

Masterplan font by Billy Argel

A Love of Thunder font by Cumberland Fontworks

## **ACKNOWLEDGEMENTS**

Hope Inhumanity was inspired by the novel *The Road* by Cormac McCarthy. This game grew out of my desire to incorporate central themes and elements of that book into a roleplaying game.

No game is an island, and this one owes a lot to the many great games (and their authors) that inspired it. *Burning Wheel*, *Fiasco*, *Mouse Guard*, and *A Penny for My Thoughts* all inspired ideas or mechanics in *Hope Inhumanity*. I also owe a huge debt to Patrick Riegert for his editing skills and for helping me transform a game mechanic into an interesting game. This game would not exist without his contributions.

## **Special Thanks To:**

Patrick Riegert, Jason Morningstar, Jeremiah Frye, Paul Beakley, Marshall Miller, Jonathan Schrack, Alex Roberts, Catherine Hariton, Shawn Roske, and many others who have playtested and provided feedback. Without them, this game wouldn't exist.

**Content Warning** - This game deals with mature themes such as starvation, drug use, grave injury, et cetera.

Hope Inhumanity, Second Edition

Copyright ©2015, Derek Gour. All rights reserved.

**[HTTP://HOPE-INHUMANITY.COM](http://hope-inhumanity.com)**

# CONTENTS

---

## QUICK START GUIDE

Introduction	4
What's Included	4
What Else You Need	4
Game Setup	4
Round Sequence	4
Turn Sequence	4
The End of the Round	5
The End of the Game	5

## WELCOME TO THE END

What You Need to Play	6
Rule Cards, Humanity Cards, and the Hope Dice Pool Card	6

## GAME ELEMENTS

Humanity	6
Hope	6
Hardship	6
Hardship Modifiers	7
Hunger and Harm	7
Hunted Condition	7
Assets	8

## HOW DID THE WORLD END?

Martial Law Expansion Variant	8
-------------------------------	---

## CHARACTER CREATION

Personality	9
Traits	9
Character Relationships	9
Character Details	9

## PLAYING THE GAME

Order of Play	10
Drawing a Scene Card	10
Unavoidable Scene Cards	10
Scenes With Hardship Ratings	10
Resolving the Scene	11
Scenes Without Hardship Ratings	11
The Next Scene	11
The End of the Round	11
Character Death	11
Grace of Innocence Rule	11
Gift from the Grave	11
The End of the Game	11

# QUICK START GUIDE

## INTRODUCTION

Hope Inhumanity is a cooperative card-based game for 3 to 5 players, and it will take an hour or two to complete. To play, you will need the game cards, available for purchase online through [hope-inhumanity.com](http://hope-inhumanity.com), and up to 30 six-sided dice: five (5) per player, plus five (5) for the hope dice pool.



Content in accompanied by a blindfolded skull image are rules specific to the Martial Law expansion deck. They do not apply if you are only playing with the core game deck.

## WHAT'S INCLUDED?

- » 40 Scene Cards
- » 10 Asset Cards
- » 10 Relationship Cards
- » 10 Personality Cards
- » 20 Trait Cards
- » 10 Condition Cards
- » 5 Humanity Dice Cards
- » 1 Hope Dice Pool Card
- » 2 Rule Summary Cards

## WHAT ELSE YOU NEED

- » Five (5) uniquely colored Humanity dice for each player
- » Five (5) dice of another color for Hope dice
- » Scrap paper or index cards to note character information or game details.
- » A few dice or tokens to count rounds and track Asset usage.

## GAME SETUP

### Card Setup

- » Each player places a Humanity dice card in front of them.
- » Place the Hope dice card in the center of the table.
- » Split Scene cards into shuffled mini-decks, one for each terrain type.
- » Place Asset, Personality, Trait and Relationship cards in a pile near the Scene decks.
- » Place Hunger and Harm condition cards nearby – you're going to need them.
- » Place Hunted condition cards nearby (if playing with the Martial Law expansion).



### Each Player:

- » Place five (5) Humanity dice on your Humanity dice card in the space provided.
- » Randomly draw one (1) Personality card. Place it face up on the table in front of you.

- » Randomly draw three (3) Trait cards. Do not reveal them to the other players.
- » Randomly draw one (1) Relationship card. Place it face up on the table between you and the player to your left.
- » Write details like name, age, and a short description of your character on a scrap of paper or index card.

## Hope Dice Pool

- » To seed the Hope dice pool, place on the Hope dice card as many dice as there are players.

Introduce your character to the other players. Discuss your character's background and how they all relate to one another. Use Personality, Traits and Relationships as prompts.

## ROUND SEQUENCE

The game plays out over the course of five (5) rounds. Play proceeds clockwise.

## TURN SEQUENCE

- » On your turn, draw a Scene card. Silently read to yourself the scenario outlined on it.
- » Choose whether you will Act or Avoid. Scene cards tagged as Unavoidable must be Acted upon.
- » If you decide to Act, read or interpret for everyone the callout text at the top of the card, omitting the Refuse, Succeed, Fail, and Accept details.
- » If no dice roll is necessary, each player chooses in turn how they will respond to the Scene, with the acting player choosing last. Describe the respective rewards and penalties, according to the card text. The turn ends.
- » If there is a hardship rating on the Scene card, then a dice roll is necessary. Commit one or more of your Humanity dice toward resolving the Scene. Push those dice to the middle of the table.
- » Other players decide whether they support you, and they may describe how, if they wish. If they support you, they decide how much Humanity to commit. They support you with as many dice as they like, but they cannot exceed the amount you have committed. They add their committed dice to yours in the middle of the table. Players who want to support you but have no Humanity left can invoke the Last Hope rule at this time to use one (1) Hope die instead of Humanity.
- » You now have the option to use one or more dice from the Hope dice pool.
- » Calculate the total hardship by adding to the Scene hardship any Harm and Hunger condition penalties you're suffering. Do not apply any helpers' condition penalties. Then apply any relevant Relationship or Personality effects and decide if you'll use a Trait.
- » Roll all the dice you've amassed. Count the successes: 4s, 5s, and 6s. If the number of successes equals or exceeds

the total hardship, you're successful. Otherwise, you fail.

- » Players who refused to support you suffer the Refuse penalty.
- » If you succeed, any committed Humanity dice are lost. Set them aside and return the support dice to the other players to be set aside, also. You and everyone who supported you gain the Succeed benefits of the Scene card.
- » If the Scene ends in failure, committed Humanity dice are lost. Set them aside and return the support dice to the other players to be set aside, also. You and those who supported you suffer the Fail penalty as defined on the Scene card.
- » Unless a Scene card is marked Unavoidable, you may choose to Avoid a Scene card you've drawn. In this case, discard the Scene card and everyone (including you) suffers the Refuse penalty for that Scene. Your turn is over and play proceeds with the player to your left.

## THE END OF THE ROUND

A round ends when all players have taken a turn drawing a Scene card. Begin a new round by adding a single die to the Hope dice pool and advancing the round counter by one.

## THE END OF THE GAME

The game is "won" if at least one character survives all five rounds. The surviving character(s) have reached the destination.

# HOPE IN HUMANITY GAME SETUP

**Relationship between George and Sarah**

**Relationship between Sarah and Drake**

**Relationship between Drake and George**

**SARAH'S CHARACTER**  
 Sarah (17)  
 High School Student  
 Thinks she knows everything.  
 SQUEAMISH  
 The sight of blood makes your stomach churn and anything worse makes you vomit. Lose 1 Humanity if you commit dice to or accept a Scene involving blood, cannibalism, or mauling.

**GEORGE'S CHARACTER**  
 George (67)  
 Backwoods Farmer and Hunter  
 Gentle, but with an edge.  
 NON-VIOLENT  
 You react violently, and even if you're provoked and fighting, you'll only do so half-heartedly. The first Humanity you commit to any Scene involving violence is an automatic failure.

**DRAKE'S CHARACTER**  
 Drake (33)  
 Hardened ex-military  
 Doesn't take no for an answer.  
 SOCIOPATH  
 You're a sociopath. That's the polite term for it, anyway. You don't give a damn about other people. You start with 4 Humanity dice and can never exceed 4 Humanity. You never lose Humanity dice unless you commit them to a Scene.

**HOPE DICE**  
 1. Start with 1 Hope die for each player.  
 2. Add 1 Hope each round.  
 3. Remove 1 Hope each time a character dies.  
 Place Hope Dice Here

**ROUND COUNTER**  
 Use a token to mark the game rounds.

**SCENE CARDS:** URBAN, MOUNTAINS, COMMON, COASTAL

**ASSET CARDS:** HURT (+1 HARDSHIP TO YOUR SCENES), HUNGER CONDITION (+1 HARDSHIP TO YOUR SCENES)

**TRAIT CARDS:** 3 (Sarah), 3 (George), 3 (Drake)

**HUMANITY DICE TRAYS:** Place your initial 5 Humanity dice here.

# WELCOME TO THE END

---

In *Hope Inhumanity*, you play characters bound together on a journey through the desolation of a post-apocalyptic landscape toward a destination where hope still exists.

## WHAT YOU NEED TO PLAY

Aside from two to four other people, all you need to play are an understanding of these rules, the *Hope Inhumanity* cards, and a bunch of six-sided dice.

You need five (5) dice per player. These are each individual player's Humanity dice. A further five (5) dice are required for the communal Hope dice pool. It helps to have multiple colors for the dice. Each player ought to have a distinct dice color, size, or style for their Humanity, and the Hope dice should also be a unique color, size, et cetera. Many hosts will not have that many six-sided dice, so players should bring their own if possible.

Within the card deck are Scene cards, Personality cards, Trait cards, Asset cards, Hunted Cards (Martial Law Expansion), and Hunger and Harm condition cards (Hungry/Starving and Hurt/Crippled, respectively). Separate these card types into their own decks. Printed on the back of each Scene card is a terrain type: Urban, Mountainous, Wilderness, Coastal, or Any Terrain. Sort these into individually shuffled mini-decks and place them within reach of everyone.

## RULE CARDS, HUMANITY CARDS, AND THE HOPE DICE POOL CARD

Included in the *Hope Inhumanity* card deck are some rules summary cards that provide references to the most common rules. One card summarizes character creation and death rules; another card lays out the rules for turn sequence and how to play a Scene. There are also Humanity dice cards for each player that provide a place to keep Humanity dice while also summarizing important rules regarding Humanity dice and the Last Hope Rule. Finally, there is a Hope dice card that lists rules for the Hope dice pool, a spot to place the Hope dice, and a round counter reference to help you track the game's progress.

## GAME ELEMENTS

---

Humanity is a personal pool of dice used to resolve the situations described on your Scene cards and support others when they resolve theirs. Hope is a shared pool of dice from which players may draw. Harm and Hunger are rubric terms under which two tiers of negative conditions can (and will) be foisted upon the characters during the course of the game. Hardship is a measure of a Scene's difficulty or danger. Assets can be used to affect the hardship of Scenes and alter

outcomes. Personality is a mechanic that can limit or enhance the characters, as well as possibly impacting how players interact with the game. Relationships have mechanics that affect how players choose to interact with one another, and Traits are single-use game-altering advantages or abilities.

## HUMANITY

In a devastated environment where every decision can be a matter of life and death, it's a battle to maintain your humanity. Your Humanity is represented by a pool of dice that you keep in the open in front of you on the table. During your Scenes, you'll commit a chosen number of your Humanity dice and roll those to determine the outcome. You lose those dice regardless of the results of the roll. You also commit (and lose) Humanity dice when you support other players during their Scenes.

You begin the game with five (5) Humanity, which is also the maximum number of Humanity dice you can have. You can stay in the game with zero Humanity, but if your Humanity dice are reduced below zero, your character is out of the game at the beginning of the next player's turn. Your character has caused or suffered too much harm, witnessed too many horrors, and has been overcome by guilt and shame. You may narrate how your character departs the game.

## HOPE

Hope dice represent the group's collective optimism about their chances for survival. When the game begins, seed the Hope dice pool with as many dice as there are players. Choose a color or size of dice that is different than those used for the players' Humanity dice. Remove a Hope die each time a character is removed from the game, as each loss of human life during the game reduces the collective expectancy of survival. At the beginning of each new round, add one (1) Hope die to represent the rise in hope as the group nears their destination. There can never be more than five (5) Hope dice, so do not add a die if there are already five Hope dice in play.

A player can take dice from the Hope dice pool during their turn to boost the amount of dice they're rolling. When used, Hope dice are considered spent and are not returned to the pool.

## HARDSHIP

Many Scene cards list a hardship rating, written as "H" followed by a number, such as H1, H2, et cetera. These are noted in the upper right-hand corner of Scene cards. Hardship is a measure of how difficult or dangerous it is to achieve success if you decide to act on the Scene card. More specifically, it represents how many successes you must roll in order to prevail. When you roll the dice, each die is considered a success if you roll a 4, 5, or 6. To succeed, you must roll a number of successes equal to or higher than the hardship for the Scene. Anything less is a failure. Note that additional successes beyond the hardship do not grant a

greater degree of success, unless noted on a particular card.

Scenes without a hardship rating are special and might not require you to commit any Humanity dice. These Scenes don't require a roll at all and specify what actions you can choose from.

## HARDSHIP MODIFIERS

Various factors may increase or decrease the hardship. Most often, condition penalties you've incurred are the most notable modifier, increasing the hardship of a Scene. For instance, if you are Hungry (+1 H) and Crippled (+2 H), your H2 Scene becomes H5, requiring you to roll five or more successes. Other modifiers may apply, based on character Traits, Personality, Relationships, or other factors.

The hardship of a Scene could be reduced to zero through the use of various Traits or Relationships. An H0, whether noted on the Scene card or as modified, simply means you cannot possibly fail. However, each player who doesn't Refuse must still commit one (1) Humanity to the acting player. Those Humanity dice are discarded as though they had been rolled. There's no such thing as a free lunch after the apocalypse.

## HUNGER AND HARM

Hunger is represented by the successively worse conditions Hungry and Starving, while Harm is represented by Hurt and Crippled. Your character starts the game without conditions, so you won't have any condition cards in front of you. Scene failure and refusal to support another player's Scenes can result in you suffering one or both of these conditions. In such a case, take the appropriate condition card and place it openly in front of you. Being Hungry or Hurt makes it more difficult for you to succeed during your Scene, as represented by the +1 H (for hardship) printed on the card. It is important to note that your own conditions do not affect another player when you're supporting them.

If you already have a condition and you suffer an additional condition penalty of the same type (Hunger or Harm), flip the card over to reveal the more severe condition, which carries the increased penalty of +2 H. Your life just got a lot worse. If you're unlucky enough to incur additional Hunger when you're Starving or additional Harm when you're Crippled, your character dies and you are out of the game.

Some Scene cards, Traits, or Assets allow you to remove or outright avoid Hunger conditions. Being Hurt can be also alleviated or avoided, but once you're Crippled, it's permanent; you cannot recover from it, even if an event in the game would otherwise remove a Harm condition.


Condition hardships are cumulative, so if you're Hungry and Crippled, you incur +3 H to your rolls.



## HUNTED CONDITION (MARTIAL LAW EXPANSION ONLY)

In the Martial Law expansion deck, some Scene cards instruct you to take the Hunted condition. This condition represents

## HUNGER CONDITIONS



## HARM CONDITIONS



## HUNTED CARD



your group being pursued by an armed group. It could be what's left of your own government, a foreign force, or a ragtag militia group that you aggravated enough to warrant them putting a price on your heads.

The Hunted condition applies a hardship penalty to the entire group. This means every player will have an extra +1 H applied to their Scene in addition to any Harm or Hunger conditions they already have. The group can suffer multiple Hunted conditions, and their effects stack. For example, if the players upset enough people, they could have a +3 H penalty from the Hunted condition alone, which would definitely put a crimp in their plans to survive.

There are some Traits and Assets in the Martial Law expansion that can remove Hunted conditions. Otherwise, once you have a Hunted condition, you are stuck with it for the remainder of the game.

## ASSETS

Some Scene cards provide an Asset as a reward. Each Asset includes a description of the benefit(s) it provides, whether it is a personal or group item, and the number of times it can be used. Use a token such as a glass bead or coin to track an Asset's capacity or remaining uses. An Asset card marked as "personal" is owned by the player whose Scene yielded it as a reward. Only the personal Asset's owner can use it, though it can be used by that player during other players' turns, subject to the rules on the card. (Optionally, a player may lend a personal Asset to another player). An Asset card marked as "group" is collectively owned by all the players; any player may use a group Asset during a Scene, even if it's another player's turn.

**Stealing an Asset** - During their turn, a player may steal another player's personal Asset card. To steal the Asset and become its new owner, the thief gives up one (1) Humanity. They may then use the Asset card immediately or save it for later in the game.



## HOW DID THE WORLD END?

The world of Hope Inhumanity is set in the aftermath of some cataclysmic event. Civilization and most of the infrastructure that kept it running was wiped out very suddenly. How this happened isn't critical to play, but you're certainly free to work it into your game if you'd like. The options are endless. It doesn't even have to be global or continental in scale; you could decide to play in an Ireland devastated by a massive earthquake, trying to travel on foot one hundred miles to the coast to find help. Alternatively, you could go with full-on nuclear devastation or a horrifying global pandemic. What matters is that you are a group of people journeying from a place of devastation and misery toward a destination that offers some hope.

As a group, agree on how the world ended. The characters may not have this knowledge, but knowing the details might be informative when Scenes are being played out. Choose an apocalyptic theme, and use it to add interesting details as you play.

You can find some ideas for starting scenarios on the game website:

[http://hope-inhumanity.com/setup\\_scenarios](http://hope-inhumanity.com/setup_scenarios)



### MARTIAL LAW EXPANSION VARIANT

If you've purchased and are playing with the Martial Law expansion deck, you can imagine the world you're journeying through slightly differently. The Scene cards in this expansion assume an environment where civilization has mostly collapsed, at least in a specific country or region, if not the entire world. Remaining loyal military units have been deployed to enforce stability. Rebels, terrorists, bands of criminals, and foreign armies have all filled the power vacuum left by the collapsed state. Your group of players needs to escape and do whatever it takes to survive.

It is recommended that you shuffle all the Martial Law cards in with the core game cards. The backs of the expansion cards are identical to the core game cards, so you won't know which deck a card comes from when you draw it. The face of each Martial Law card has a blindfolded skull icon so the acting player knows it belongs to the expansion. This is mostly to make it easy to separate the decks again once you've finished playing.



# CHARACTER CREATION

A Hope Inhumanity character is defined by a player's actions, Personality, Relationships with others, and Traits. You don't need a dedicated character sheet, per se, but it's recommended that you jot down some key information, such as a name, a description (including age and former occupation, if relevant), and perhaps motivations.

## PERSONALITY

Shuffle the deck of Personality cards and deal one (1) card to each player. Place your Personality card face up on the table in front of you. A Personality reflects an effect that will be ongoing throughout the game. It's often some kind of flaw or limitation that will make post-apocalyptic life just that much less simple.

## TRAITS

Shuffle the deck of Trait cards and deal three (3) cards to each player.

Traits remain secret until you play them. In a challenging situation like the end of the world, we often discover things about our friends and loved ones (not to mention ourselves) that never would have surfaced during the day-to-day humdrum of life-that-was. Such things are represented by Traits. These cards give your character one-time abilities or advantages that help you and/or your companions scratch by when the going gets tough.

You can play your Traits at any time, regardless of whose turn it is (unless the card states otherwise). The Trait takes effect as soon as it's played, subject to the text on the card. Once your card has been played, discard it face up near your Humanity. This forms a simple record of your character's revealed nuances. Trait cards do not represent ongoing effects; they are single-use advantages or one-off game-changers. A spent Trait card is not replaced.

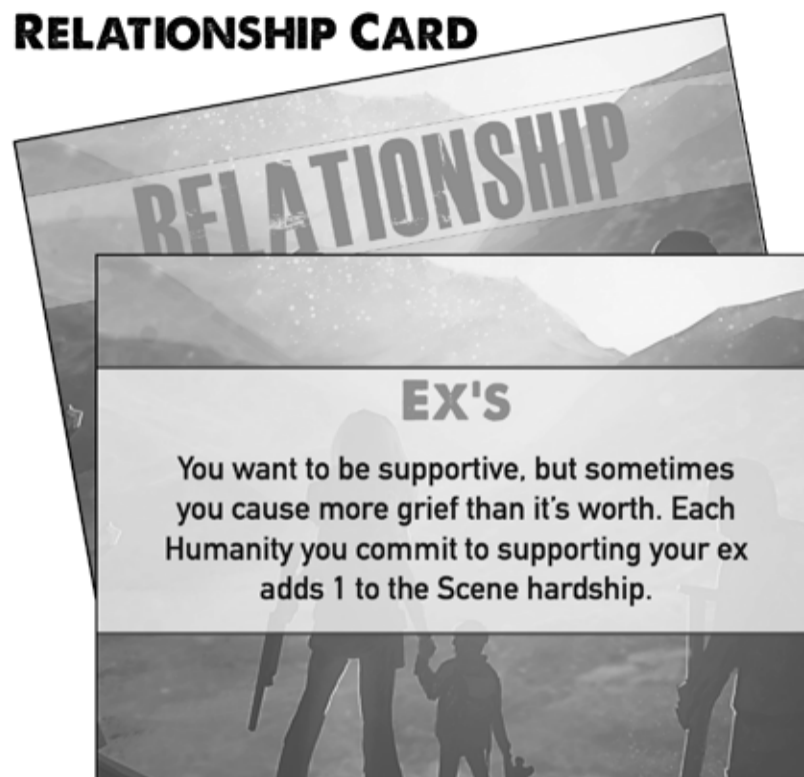
## TRAIT CARD



## CHARACTER RELATIONSHIPS

After everyone has their Traits, randomly draw a Relationship card and place it openly on the table between you and the player to your left. That card outlines how that player is bound to you and what effects such an association entails. Discuss the Relationship with the affected player to work out the details. Every Relationship card grants benefits or penalties to both parties equally.

## RELATIONSHIP CARD



## CHARACTER DETAILS

Now that you have a Personality, Traits and a Relationship, figure out who your character is. Come up with a name. Decide how old they are. What did they do before the world went to hell? How did they end up with the other characters in the group? Write on a scrap of paper or an index card the character's name and age, as well as a brief description, and place it in front of you so everyone can see it. Don't reveal the contents of your Trait cards, but you may hint at them in your description. Take turns introducing your character to everyone at the table, and discuss how the group came together. For example, they might have all been at a hospital, as staff, visitors, or patients, and perhaps everyone lived off the hospital supplies until they were depleted, forcing the band to leave together to find a more permanent and sustaining locale.

At this point, every character should have one (1) Personality card, three (3) Trait cards, a Relationship card positioned between each of the players at the table, as well as each player's five (5) Humanity dice and the Hope dice pool.

# PLAYING THE GAME

A game lasts five (5) rounds. A round ends after each player has drawn a Scene card and either avoided or acted on the outlined situation. If at least one player's character is still alive at the end of the fifth round, the game ends as a success of sorts, with the character(s) having arrived at their destination.

## ORDER OF PLAY

For the first round, choose a player at random to draw the first Scene card. For the duration of the game, continue taking turns by going around the table clockwise.

## DRAWING A SCENE CARD

On your turn, draw a Scene card from one of the terrain decks on the table. Choose the terrain type that fits best into the narrative of the game so far. Your choices are Wilderness, Mountainous, Coastal, Urban, and Any Terrain. The Any Terrain type card text could apply to any location in your game. If you run out of a particular terrain type, you must choose a new type; Scene cards cannot be re-used.

Once you've drawn a Scene card, silently read it over. Unless it is tagged as "unavoidable," you have two choices: act or avoid. If you act, only describe the boxed callout text at the top of the card; don't reveal the hardship rating or any of the mechanical effects below: Accept, Refuse, Succeed, and Fail. The information regarding those effects is for you alone to know. Some Succeed or Refuse results might seem obvious from the description of the situation, but don't reveal specific outcomes until after the roll has been made to resolve the Scene. The other players have to take their chances and make decisions without that meta information.

If you decide to avoid the Scene entirely, everyone (including you) suffers the Refuse or All Refuse penalty. The round then

continues with the player to your left drawing a Scene card. A player who avoids their Scene doesn't pass that card on, and they don't draw another Scene card.

## UNAVOIDABLE SCENE CARDS

Some Scene cards are marked "unavoidable," and you do not have a choice between acting or avoiding; you must play the Scene out and fulfill whatever the card requires of you and the group.

### Special Case: Unavoidable Scenes with No Hope or Humanity

If you pull an unavoidable Scene card requiring a dice roll but have no Humanity or Hope dice available to commit, everyone at the table automatically suffers the Failure penalty written on the card.

## SCENES WITH HARDSHIP RATINGS

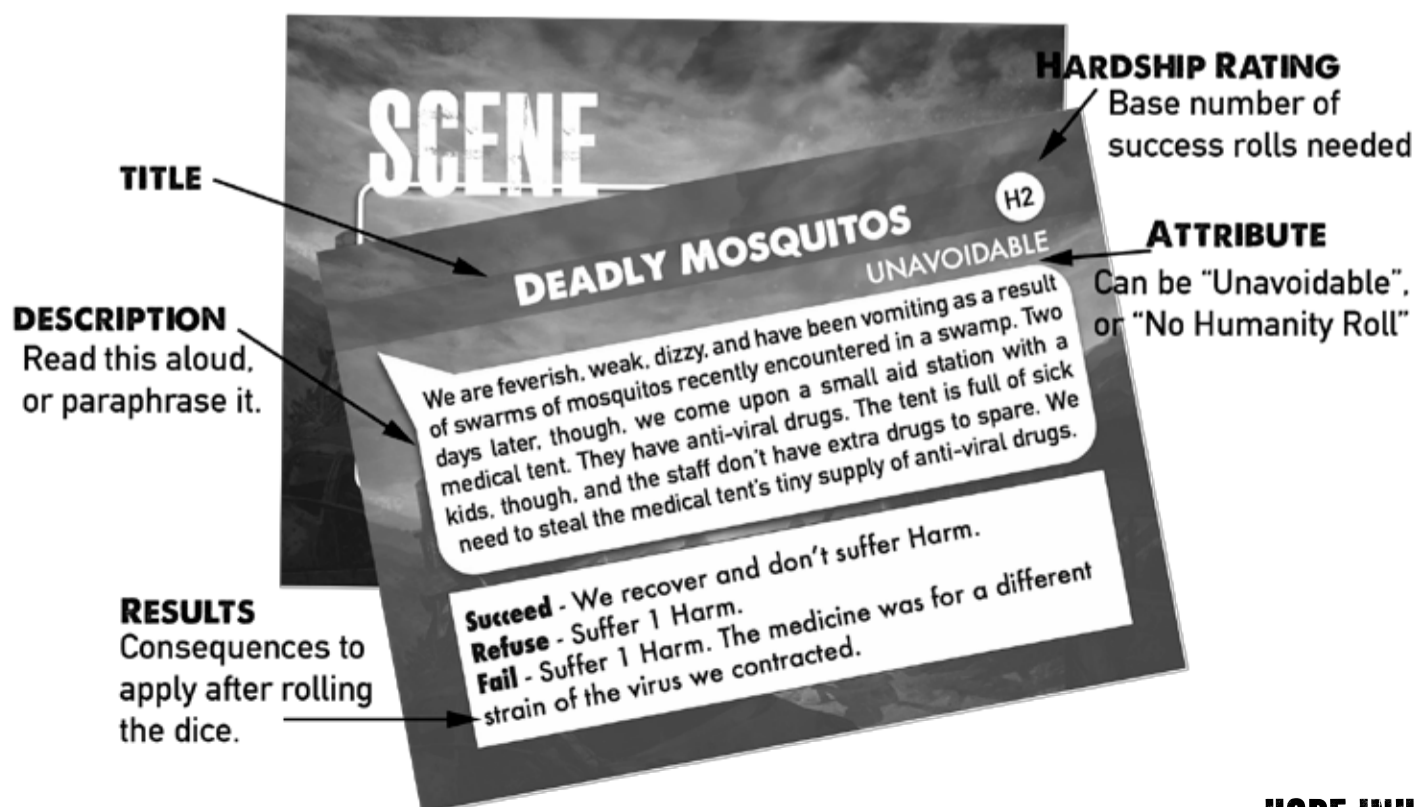
If you decide to act upon a Scene card that has a hardship rating, decide and declare how many of your Humanity dice you're committing. Slide those dice forward so that other players can clearly see how many dice you're willing to bring to bear. No matter what happens next, you are committed and cannot take back your Humanity dice. Others may now throw their lot in with you, or you may have to try to convince them to support you. Those who support you place their committed Humanity dice next to yours. They can each provide you with up to as many dice as you have committed but not more. For example, if you commit two Humanity to try to resolve the Scene, each other player can only commit one or two dice.

You cannot refuse support from other players and thus force the Refuse penalties upon their characters. If a player wants to support you, they support you.

### The Last Hope Rule

If you want to act or support but have no Humanity left, you may invoke the Last Hope rule to draw a single die from the

## ANATOMY OF A SCENE CARD



Hope dice pool in lieu of Humanity. When it comes to support, if there's a shortage of Hope dice, the player whose character has the least condition penalties gets the first option to take a Hope die.

After support has been given (or not), and only after the other players have had a chance invoke the Last Hope rule, you now have the option to take as many dice as you want from the Hope dice pool to increase your chances of success. Hope dice used are gone and no longer available to other players for their own Scenes.

## RESOLVING THE SCENE

Once all the players have declared their intentions and the dice are collected, calculate the final hardship for the Scene and roll the dice. Dice that come up 4, 5 or 6 are counted as successes. If the number of successful dice meets or exceeds the hardship, you've succeeded. Narrate the Succeed outcome on the Scene card and apply any specific benefits.

Anyone who refused to support you suffers the Refuse penalty on the Scene card. These players do not benefit or suffer from Success or Fail results.

If your Scene ends in failure, only those players who committed Humanity dice to the Scene suffer the Fail consequences on the Scene card. You can describe how the brilliant plan went awry.

Dice committed are lost, regardless of success or failure.

## SCENES WITHOUT HARDSHIP RATINGS

Some Scene cards do not have a hardship rating. Most of those bear the "No Humanity Roll" tag, which means that no Humanity dice need to be committed during that Scene. Often, these Scenes pose a question to the group, such as "Will you search for me and attempt a rescue?" or "Should we share food with him?" During such Scenes, each player must decide how to respond. The player who drew the Scene card answers last. Once everyone has made their choice, dish out the rewards and consequences. Some results are individual and some may be triggered by group dynamics such as All Refuse.

## THE NEXT SCENE

Once the roll and consequences for your Scene have been resolved, the player to your left draws a Scene card and takes the spotlight.

## THE END OF THE ROUND

A round is over once all players have drawn a Scene card and either avoided or acted to resolve the Scene. Since the end of a round is effectively the start of a new one, add an extra die to the Hope dice pool. Play continues clockwise.

## CHARACTER DEATH

Characters can die in two different ways: They can suffer too much from a particular condition (Hunger or Harm) or they

can run out of Humanity. If your character is Starving and suffers Hunger (or if your character is Hungry and suffers 2 Hunger), you die. If your character is Crippled and suffers Harm (or if your character is Hurt and suffers 2 Harm), you die. A condition-related death occurs immediately.

If you have no Humanity remaining and then lose Humanity, your character will be removed from the game at the beginning of the next player's turn. You have nothing left to give; you have lost all vestiges of humanity and cease to be able to function anymore. You have no empathy, compassion, or mercy left and will not survive. At this point, your character is out of the game, and you can narrate how your character's complete loss of humanity has devastated them.

If a character dies and the player possesses personal Asset cards, that player chooses who inherits them.

## GRACE OF INNOCENCE RULE

If your character dies in round one or two of the game, you may create a new character to join the others. Start this character with only three (3) Humanity dice, draw a Personality card, draw only two (2) Trait cards, and do not draw a Relationship card. Decide as a group how this new character ends up joining the motley band. You may only start a new character like this once per game and only if your original character is removed from the game during the first two rounds.

## GIFT FROM THE GRAVE

When your character dies, including during the first two rounds, you may randomly draw a Trait card from the deck and give it to a surviving player of your choice. This is your way of contributing even after you're gone – maybe even sticking it to those jerks who put you into the dirt.

## THE END OF THE GAME

If at least one character survives to the end of round five, the survivor(s) reach their destination. Take turns narrating what happy events befall your characters after the journey has come to its merciful end. Pay tribute to those you lost along the way, and try to build a better world.

The game ends if all of the characters have been removed from play due to loss of Humanity or by having been pushed beyond Starving and/or Crippled. Chalk one up for the end of the world!